

# WINDOW EXPRESS

# WINDOW EXPRESS

## Composite *Door* Collection

### Enquiries:

*Call* 020 8464 0756 or 020 8290 5531

*Email* [sales@windowexpress.co.uk](mailto:sales@windowexpress.co.uk)

*Visit* [www.windowexpress.co.uk](http://www.windowexpress.co.uk)

**Window Express (Bromley) LTD**  
20 Homesdale Road  
Bromley  
Kent  
BR2 9LD

With reference to product descriptions, colours, styles and features, every effort is made to ensure that the products that we supply correspond as closely as possible to the examples shown in this brochure. Due to the limitations of the photographic and printing processes, colour illustrations should be used as a guide only. Due to a continuous development programme, Hurst Plastics Ltd (Hurst) reserve the right to alter specifications without prior notice. All specifications are correct at the time of going to print. E & OE. This brochure and all content including copy, images and information is the Copyright © of Hurst Plastics Ltd (Hurst) and protected under UK law.





# Composite Door Collection



Make a great first impression with a beautifully designed and high quality composite door. The door of choice amongst homeowners worldwide for 25 years. The Composite Collection provides you with an entrance door that not only looks exquisite but is also durable and robust. With such a wide choice of door styles, glazing designs, colours and hardware options to choose from, you're sure to find the perfect door for your home.



## Why Choose a Composite Door?



04

**Composite**  
*Door Benefits*

## Choose Your Door Style



06

**Door**  
*Collections*  
Overview



08

**Classic**  
*Collection*



18

**Cottage**  
*Collection*



22

**Contemporary  
Bohemia**  
*Collection*

## Choose Your Options



28

**Colour**  
*Options*



30

**Glass**  
*Designs*



42

**Safe**  
*and Secure*



44

**Hardware**  
*Options*

## Maintain Your Door



46

**Door**  
*Maintenance*



# Composite Door Benefits

Our composite door is a breakthrough in door technology, combining proven levels of high security with stunning aesthetics. Quite simply, it's a door with superior strength and style.



### Exceptionally Durable

The high impact Glass Reinforced Polyester (GRP) skin offers exceptional durability and will maintain its appearance against everyday knocks and scratches. Unlike other doors, they don't warp, split or twist.



### Simply Stunning

To complement your home, every door is designed with symmetry and balance in mind. Using modern technology, the detailed embossed woodgrain finish, developed from oak tree grain, creates a beautifully authentic appearance.



### Low Maintenance

Thanks to its water-resistant coating, there is no need to repaint or varnish your door; a quick and easy wipe with a damp and dust-free cloth will keep your door looking brand new. For further details see page 46.



### Safe and Secure

Holding the highest accreditations for quality and security, you can have peace of mind that the door construction – with its rigid polymer subframe, high density CFC-free polyurethane foam core, integral security board and high impact GRP skin – will keep your property safe and secure.



### High Security Locking Systems

All our composite doors are enhanced with an insurance approved high security multi-point locking system as standard, ensuring your family and home are fully protected. See page 43 for further details.



### Manufactured to the Highest Standards

Our doors are CE marked and fully accredited to meet the criteria of BS:EN 6375, PAS 24:2016 for weather and security performance certification, Q-mark for enhanced security as well as Secured by Design, a police initiative backed by the Home Office Crime Prevention Unit.



### Excellent Insulation

19% more thermally efficient than a 48mm solid timber core composite door, you can be assured your door is keeping the warmth in and the cold out, thereby saving money and reducing emissions. In addition, with such excellent insulation properties, outside noise will be kept to a minimum too.



### Excellent Weatherproofing

Designed with water resistant polymer composite rails to protect the core, your Glass Reinforced Polyester (GRP) skin door won't suffer from water ingress which can result in skin delamination and other functional problems of some lesser products.





Door

Collections

Our featured Classic, Cottage and Contemporary Bohemia collections all offer something unique and are available in a variety of colours and styles to suit any home.



08

Classic  
Collection

											
Composite Four Page 09	Composite Crown <small>NEW</small> Page 11	Composite Half Page 13	Composite Half Georgian Page 13	Composite Half Arched Page 13	Composite Half Arched Georgian Page 13	Composite Half Moon Page 15	Composite Half Moonray Page 15	Composite Half Moon Three Page 15	Composite Six Solid Page 17	Composite Six/Two Page 17	Composite Six/Four Page 17



18

Cottage  
Collection

										
Cottage Solid Page 19	Cottage Small Rectangle Page 19	Cottage Three Rectangles Page 19	Cottage Four Rectangles Page 19	Cottage Rectangle Page 19	Rustic Cottage Solid Page 21	Rustic Cottage Rectangle Page 21	Rustic Cottage Diamond Page 21	Stable Diamond Page 21	Stable Rectangle Page 21	Stable Small Rectangle Page 21



22

Contempo-  
rary  
Bohemia

								
Bohemia Long Rectangle Page 23	Bohemia Three Rectangles Page 23	Bohemia Four Rectangles Page 23	Bohemia Eclipse Page 23	Bohemia Mid Page 23	Bohemia Twin Page 23	Select Solid <small>NEW</small> Page 25	Select Long Rectangle <small>NEW</small> Page 25	Select Wishbone Solid <small>NEW</small> Page 25

Where the door style allows, some glazing options can be aligned left or right as well as centrally. Please ask for more details.



# Classic Collection

A range of versatile styles to suit any property that bring classic designs into the modern day and add a touch of style and sophistication to your home.



**Composite Four**  
Colour Silk Grey  
Glass Alpine  
Furniture Chrome



**Composite Four**  
Colour Black  
Glass Platinum Elegance  
Furniture Chrome



**Composite Four**  
Colour Premium Dusty Grey  
Glass Prairie Zinc  
Furniture Chrome



**Composite Four**  
Colour Chartwell Green  
Glass Murano Green  
Furniture Chrome



**Composite Four**  
Colour Premium Pastel Blue  
Glass Monza  
Furniture Chrome



**Composite Four**  
Colour Premium Peacock Blue  
Glass Dorchester Green  
Furniture Chrome



**Composite Four**  
Colour Premium Cream  
Glass Platinum Diamond  
Furniture Chrome

## Composite Four

Our most popular door design incorporates two glazed panels which, when combined with either a classic or contemporary glass design, makes a stunning door for your home.

Our Composite Four range is available with the following glazing cassette design options:



Edwardian



Tudor



Standard



**Choose  
Your Colour**  
See page 28



**Choose  
Your Glass**  
See page 30



**Choose  
Your Hardware**  
See page 44



### Composite Crown

A favourite of the Edwardian era and still going strong today, the timeless design of the Crown with its distinguishable top quarter glazed panel, is perfectly positioned to brighten the darkest of hallways.



### Composite Crown

**Colour** Premium Peacock Blue  
**Glass** Monza  
**Furniture** Chrome



### Composite Crown

**Colour** Premium Purple Violet  
**Glass** Sandblasted Clear Number  
**Furniture** Chrome



### Composite Crown

**Colour** Green  
**Glass** Resin Fleur  
**Furniture** Chrome



### Composite Crown

**Colour** Blue  
**Glass** Kara Brass  
**Furniture** Gold



### Composite Crown

**Colour** Premium Traffic Blue  
**Glass** Fusion Jewel Blue  
**Furniture** Chrome



### Composite Crown

**Colour** Premium Silk Grey  
**Glass** Cotswold  
**Furniture** Chrome



### Composite Crown

**Colour** Premium Sand Yellow  
**Glass** Monza  
**Furniture** Chrome



**Choose  
Your Colour**  
See page 28




**Choose  
Your Glass**  
See page 30



**Choose  
Your Hardware**  
See page 44





**Composite Half**  
Colour White  
Glass Platinum Elegance  
Furniture Chrome

### Composite Half

With its large glazed panel, this popular elegant design is ideal for those that want their entrance way to be filled with natural light. Suiting most properties, this style is a great choice for a front or rear door.



**Composite Half Arched**  
Colour Rosewood  
Glass Kara Brass  
Furniture Gold



**Composite Half Arched**  
Colour Blue  
Glass Platinum Diamond  
Furniture Chrome



**Composite Half Arched Georgian**  
Colour Red  
Glass Minster  
Furniture Chrome



**Composite Half Georgian**  
Colour Premium Duck Egg  
Glass Minster



**Composite Half**  
Colour Anthracite Grey  
Glass Lunna  
Furniture Chrome



**Composite Half**  
Colour White  
Glass White Mini Blind  
Furniture Chrome

### Enclosed Mini-blind

Perfect when added privacy is essential.



Mini-blinds have a simple control mechanism to be raised or tilted with one hand. This system uses a magnetic tab rather than a traditional cord so is completely safe to use around children.



The white mini-blind is enclosed between two panes of glass so never requires painting and is protected from dust and damage. They are a stylish finishing touch to any external door.



**Choose  
Your Colour**  
See page 28



**Choose  
Your Glass**  
See page 30



**Choose  
Your Hardware**  
See page 44





**Composite Half Moon Three  
with Feature Sides**

**Colour** Premium Pastel Blue  
**Glass** Lunna  
**Furniture** Chrome

### Composite Half Moon

This door offers one or three glazed panels, depending on your needs. Suiting period and modern properties alike, this classic design can be given a modern-day twist by combining it with contemporary glass to make an inviting entrance door.



**Composite Half Moon  
Three**

**Colour** Blue  
**Glass** Kara Blue



**Composite Half Moonray**

**Colour** Red  
**Glass** Minster  
**Furniture** Chrome



**Composite Half Moon**

**Colour** Premium Dusty Grey  
**Glass** Monza  
**Furniture** Chrome



**Composite Half Moon Three**

**Colour** Premium Reed Green  
**Glass** Platinum Elegance  
**Furniture** Chrome



**Composite Half Moon**

**Colour** Premium Silk Grey  
**Glass** Sandblasted Clear Number  
**Furniture** Chrome



**Composite Half Moon Three**

**Colour** Premium Purple Violet  
**Glass** Murano Purple  
**Furniture** Chrome



**Choose  
Your Colour**  
See page 28



**Choose  
Your Glass**  
See page 30



**Choose  
Your Hardware**  
See page 44



### Composite Six

Whether featured as a solid door or teamed with either a traditional or modern glass, this elegant, ageless classic will add a touch of style and sophistication to any home. Choose from two glazed panels to provide more privacy, or four glazed panels which will flood your hallway with natural light.



### Composite Six Solid

**Colour** Black  
**Furniture** Chrome



### Composite Six Solid

**Colour** Premium Buttercup Yellow  
**Furniture** Chrome



### Composite Six/Four

**Colour** Anthracite Grey  
**Glass** Prairie Zinc  
**Furniture** Chrome



### Composite Six/Four

**Colour** Premium Pastel Blue  
**Glass** Trieste  
**Furniture** Chrome



### Composite Six/Four

**Colour** White  
**Glass** Clarity Zinc  
**Furniture** Chrome



### Composite Six/Two

**Colour** Chartwell Green  
**Glass** Murano Green  
**Furniture** Chrome



### Composite Six/Two

**Colour** Premium Pastel Violet  
**Glass** Simplicity Zinc  
**Furniture** Chrome



### Composite Six/Two

**Colour** Premium Candy Red  
**Glass** Platinum Elegance  
**Furniture** Chrome



**Choose  
Your Colour**  
See page 28



**Choose  
Your Glass**  
See page 30



**Choose  
Your Hardware**  
See page 44




# Cottage Collection

Offering a warm and cosy feel, our Cottage Collection doors fit perfectly with any urban or rural home. Providing a rustic charm with the true aesthetics of a wooden door, the collection includes three styles of door leaf: Cottage, Rustic Cottage and Stable Door.

### Cottage Small Rectangle

**Colour** White  
**Glass** Simplicity Zinc  
**Furniture** Heritage Antique Black



### Cottage

Our traditional Cottage leaf features carefully designed grooves that run from the bottom to the top of the door to replicate the authenticity of a traditional, wooden cottage door.



**Cottage Solid**  
**Colour** Premium Reed Green  
**Furniture** Heritage Antique Black



**Cottage Small Rectangle**  
**Colour** Premium Dusty Grey  
**Glass** Scotia Zinc  
**Furniture** Heritage Antique Black



**Cottage Rectangle**  
**Colour** Oak  
**Glass** Kara Brass  
**Furniture** Gold

Cottage not available in Chartwell Green or Anthracite Grey unless a Premium colour.



**Cottage Four Rectangles**  
**Colour** Premium Silk Grey  
**Glass** Lunna  
**Furniture** Heritage Antique Black



**Cottage Three Rectangles**  
**Colour** Premium Duck Egg  
**Glass** Platinum Elegance  
**Furniture** Heritage Antique Black



**Choose Your Colour**  
See page 28



**Choose Your Glass**  
See page 30



**Choose Your Hardware**  
See page 44



## Rustic Cottage

The Rustic Cottage style features a border around the grooved pattern of the door, helping to create symmetry and balance.



### Rustic Cottage

**Colour** Chartwell Green  
**Glass** Scotia Zinc  
**Furniture** Antique Black Heritage



### Rustic Cottage Solid

**Colour** Anthracite Grey  
**Furniture** Heritage Antique Black



### Rustic Cottage Diamond

**Colour** Premium Powder Blue  
**Glass** Bullion  
**Furniture** Heritage Antique Black



### Rustic Cottage Rectangle

**Colour** Black  
**Glass** Abstract Zinc  
**Furniture** Chrome



Rustic Cottage not available in Standard Blue, Red or Green unless a Premium colour.



### Stable Rectangle

**Colour** Red  
**Glass** Fusion Jewel Red  
**Furniture** Heritage Antique Black



### Stable Diamond

**Colour** Oak  
**Glass** Minster  
**Furniture** Heritage Antique Black



### Stable Small Rectangle

**Colour** Premium Putty  
**Glass** Digital  
**Furniture** Heritage Antique Black

## Stable Door

Offering style and practicality, the Stable door is constructed specifically with a mid-rail to form two leaves when it is cut through, allowing the upper leaf of the door to open.

Each leaf is completely surrounded by a rigid subframe providing both security and stability as well as weather protection.



**Choose**  
Your Colour  
See page 28



**Choose**  
Your Glass  
See page 30



**Choose**  
Your Hardware  
See page 44



# Contemporary Bohemia Collection

Designed for the modern home, our stunning collection of door styles will make you the envy of your neighbours. Combined with contemporary glasses, bold colours and stainless steel hardware, you can make a real statement for your home.



**Bohemia Four Rectangles  
with Matching Feature Side**

**Colour** Anthracite Grey  
**Glass** Satin  
**Furniture** Contemporary

## Bohemia

The perfect pairing for the contemporary home, the Bohemia offers a fresh, modern, flush design that can be combined with architectural hardware and the option of an automatic slam lock. For AV3 lock options see page 43.



**Bohemia Eclipse**  
**Colour** Chartwell Green  
**Glass** Brilliance  
**Furniture** Contemporary



**Bohemia Four Rectangles**  
**Colour** Premium Powder Blue  
**Glass** Alpine  
**Furniture** Contemporary



**Bohemia Three Rectangles**  
**Colour** White  
**Glass** Prairie Zinc  
**Furniture** Contemporary



**Bohemia Long Rectangle**  
**Colour** Oak  
**Glass** Alpine



**Bohemia Mid**  
**Colour** Premium Dusty Grey  
**Glass** Trieste  
**Furniture** Contemporary




**Bohemia Twin**  
**Colour** Red  
**Glass** Kara Red  
**Furniture** Contemporary



  
**Choose  
Your Colour**  
See page 28

  
**Choose  
Your Glass**  
See page 30

  
**Choose  
Your Hardware**  
See page 44






**Select Long Rectangle  
with Feature Side**

**Colour** Peacock Blue  
**Glass** Deco  
**Furniture** Contemporary

## Select

With its strong European influence, the newly introduced contemporary Select offers a range of distinctive door styles which feature a horizontal or wishbone grooved pattern for a striking, modern effect.



**Select Long Rectangle  
Offset Left**

**Colour** Premium Silk Grey  
**Glass** Deco  
**Furniture** Contemporary



**Select Solid**

**Colour** Blue  
**Furniture** Contemporary



**Select Long Rectangle  
Offset Left**

**Colour** Black  
**Glass** Alpine  
**Furniture** Contemporary



**Select Solid**

**Colour** Premium Duck Egg  
**Furniture** Contemporary



**Select Wishbone Solid**

**Colour** Premium Putty  
**Furniture** Contemporary



**Select Wishbone Solid**

**Colour** Premium Pastel Blue  
**Furniture** Contemporary



All Select doors only available in premium colours.



**Choose  
Your Colour**  
See page 28



**Choose  
Your Glass**  
See page 30



**Choose  
Your Hardware**  
See page 44



# Feature Sides

Create an exquisite entrance for your home and complement your door with matching full height Feature Side panels. Available in a wide variety of colours and glasses to suit your chosen door.

## Composite Four and Feature Sides

**Colour** Black  
**Glass** Prairie Zinc  
**Furniture** Chrome



### Composite Four Side

**Colour** Chartwell Green  
**Glass** Murano Green



### Composite Six Side

**Colour** White  
**Glass** Clarity Zinc



### Cottage Small Rectangle Side

**Colour** Premium Dusty Grey  
**Glass** Scotia Zinc



### Cottage Rectangle Side

**Colour** Red  
**Glass** Fusion Jewel Red



Feature Sides are not available in Chartwell Green or Anthracite Grey unless a premium colour.



### Bohemia Long Rectangle Side

**Colour** Oak  
**Glass** Alpine



### Bohemia Mid Side

**Colour** Premium Dusty Grey  
**Glass** Trieste



### Bohemia Three Rectangles Side

**Colour** White  
**Glass** Prairie Zinc



### Bohemia Four Rectangles Side

**Colour** Premium Powder Blue  
**Glass** Alpine



**Choose  
Your Colour**  
See page 28



**Choose  
Your Glass**  
See page 30



# Choose Your Colour

Whether you are looking to make a statement by making your front door bold and bright or you would prefer something more traditional and demure to go with the style of your home, our Premium Sprayed Colour Service provides a vast array of colours to complement your glass designs and hardware options.

In addition, the outer frame of the door can be supplied in white or can be colour matched to your door or, if you really want your door to stand out, why not choose an alternative colour.

Choose from the extensive RAL range of colours and make your door truly unique.

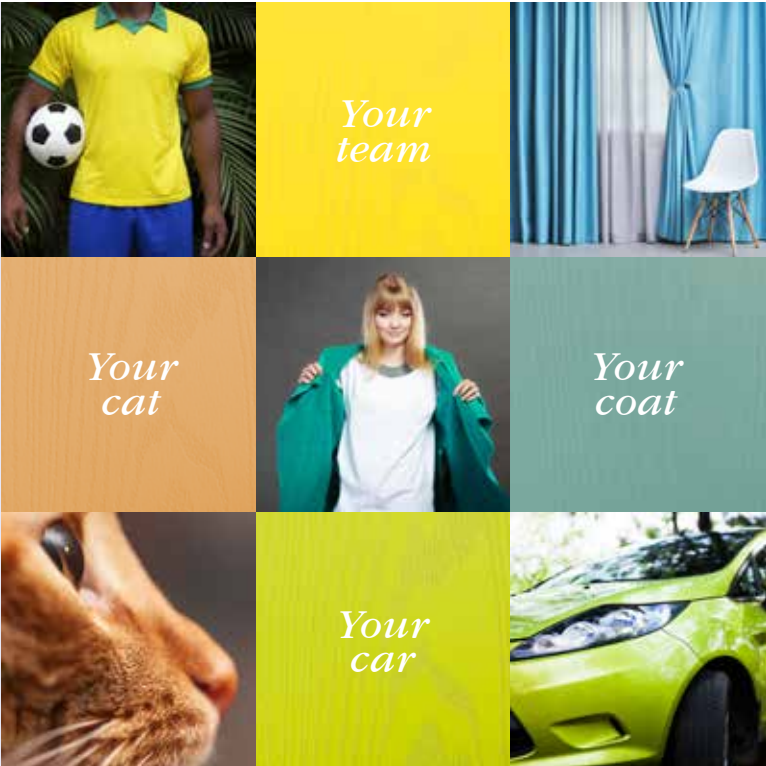


## What's Your Inspiration?

If you want your door to be unique but you're unsure what colour to choose, why not take inspiration from the things you love and that surround you.

It could be the new colour you've painted the hallway or you could be inspired by the colours of your favourite football team, treasured car, cherished coat or even a beloved pet.

*Whatever your preference, we have the perfect colour for your door!*



## Standard Colours



## Standard Plus Colours



## Premium Colours



Standard Plus and Premium colours are available at an additional cost. Due to the limitations of printing processes, colour illustrations should be used for guidance only.



# Glass Designs


A fine selection of hand-crafted traditional and contemporary glass styles designed to maximise natural light and provide the ultimate finishing touch to your door.

- ✓ Outstanding style of glazing
- ✓ Triple and double glazed options
- ✓ Designed to maximise natural light
- ✓ Traditional and contemporary choices
- ✓ Easy to clean and maintain



## Personalise Your Glass

If you have a totally bespoke design in mind or you would like to personalise your door with your favourite photograph, we can take any image and reproduce it straight onto glass using Direct Digital Glass printing (DDG). Ask for more details!



### Door Styles

### Glass Designs



Selected glasses available in Tudor and Edwardian door styles (see page 9)

Composite Four  
Page 09



Bohemia Mid Rectangle  
Page 23

Also available as Cottage

<b>Double Glazed</b> <i>Requires Backing Glass</i>													
	Colour Diamond Black	Colour Diamond Blue	Colour Diamond Green	Colour Diamond Red	Deco (Clear Backing Glass only)	Fusion Jewel Black / Beige	Fusion Jewel Blue	Fusion Jewel Green	Fusion Jewel Red	Alpine (Clear Backing Glass only)	Murano Black	Murano Blue	Murano Green
				<b>Triple Glazed</b>									
Murano Purple	Murano Red	Resin Fleur	Sandblasted		Abstract Zinc	Brilliance	Clarity Brass	Clarity Zinc	Dorchester Amber	Dorchester Blue	Dorchester Green	Platinum Diamond	Kara Blue
									<b>Premium Triple Glazed</b>				
Kara Green	Kara Grey	Kara Red	Kara Brass	Kara Zinc	Platinum Elegance	Prairie Zinc	Simplicity Brass	Simplicity Zinc		Lunna	Monza	Scotia Brass	
Scotia Zinc	Trieste												



Door Styles

Glass Designs



Composite Half  
Page 13

Double Glazed

Requires Backing Glass

Colour Diamond Black

Colour Diamond Blue

Colour Diamond Green

Colour Diamond Red

Fusion Jewel Black / Beige

Fusion Jewel Blue

Fusion Jewel Green

Fusion Jewel Red

Alpine (Clear Backing Glass only)

Resin Fleur

Sandblasted

Murano Black

Murano Blue

Triple Glazed

Murano Green

Murano Purple

Murano Red

White Mini-Blind (Clear Backing Glass only)

Abstract Zinc

Brilliance

Platinum Elegance

Kara Brass

Kara Zinc

Platinum Diamond

Prairie Zinc

Simplicity Zinc

Clarity Brass

Premium Triple Glazed

Lunna

Monza

Scotia Brass

Scotia Zinc

Trieste



Composite Half Arched  
Page 13

Double Glazed

Requires Backing Glass

Diamond Black

Diamond Blue

Diamond Green

Diamond Red

Fusion Jewel Black / Beige

Fusion Jewel Blue

Fusion Jewel Green

Fusion Jewel Red

Alpine (Clear Backing Glass only)

Murano Black

Murano Blue

Murano Green

Murano Purple

Triple Glazed

Murano Red

Resin Fleur

Sandblasted

Abstract Zinc

Brilliance

Clarity Brass

Kara Brass

Kara Zinc

Kara Blue

Kara Green

Kara Grey

Kara Red

Platinum Diamond

Premium Triple Glazed

Platinum Elegance

Prairie Zinc

Simplicity Zinc

Lunna

Monza

Scotia Brass

Scotia Zinc

Trieste



Door Styles

Glass Designs



Composite Half Moon  
Page 15

Composite Half Moon Three  
Page 15



Bohemia Eclipse  
Page 23

Also available in Cottage

Double Glazed

Requires Backing Glass

Diamond Black

Diamond Blue

Diamond Green

Diamond Red

Fusion Jewel Black / Beige

Fusion Jewel Blue

Fusion Jewel Green

Fusion Jewel Red

Alpine  
(Clear Backing Glass only)

Murano Black

Murano Blue

Murano Green

Murano Purple

Murano Red

Resin Fleur

Sandblasted

Abstract Zinc

Brilliance

Clarity Brass

Clarity Zinc

Dorchester Amber

Dorchester Blue

Dorchester Green

Kara Brass

Kara Zinc

Kara Blue

Kara Green

Kara Grey

Kara Red

Platinum Elegance

Prairie Zinc

Simplicity Brass

Simplicity Zinc

Premium Triple Glazed

Lunna

Monza

Scotia Brass

Scotia Zinc

Trieste



Bohemia Twin  
Page 23

Also available as Cottage

Double Glazed

Requires Backing Glass

Colour Diamond Black

Colour Diamond Blue

Colour Diamond Green

Colour Diamond Red

Fusion Jewel Black / Beige

Fusion Jewel Blue

Fusion Jewel Green

Fusion Jewel Red

Alpine  
(Clear Backing Glass only)

Murano Black

Murano Blue

Murano Green

Murano Purple

Murano Red

Resin Fleur

Sandblasted

Triple Glazed  
continued on page 36



Door Styles

Glass Designs



Bohemia Twin  
Page 23  
Also available  
as Cottage

Triple Glazed



Abstract Zinc



Clarity Brass




Clarity Zinc



Dorchester Amber




Dorchester Blue




Dorchester Green



Kara Blue




Kara Green



Kara Grey



Kara Red




Kara Brass



Kara Zinc



Prairie Zinc



Simplicity Brass

Simplicity Zinc

Premium Triple Glazed



Lunna



Monza



Trieste



Bohemia Long Rectangle  
Page 23  
Also available  
as Cottage

Double Glazed

Requires Backing Glass

\*No backing glass option with Murano - clear only




Deco  
(Clear Backing Glass only)




Fusion Jewel  
Black / Beige




Fusion Jewel  
Blue



Fusion Jewel  
Green



Fusion Jewel  
Red



Alpine  
(Clear Backing Glass only)



Satin



Murano Black\*



Murano Blue\*



Murano Green\*



Murano Purple\*




Murano Red\*

Triple Glazed



Simplicity Brass




Simplicity Zinc




Door Styles

Glass Designs




Cottage Small Rectangle  
Page 19

Also available as Bohemia/Rustic Cottage



Bohemia Three Rectangles  
Page 23














Also available as Bohemia/Rustic Cottage



Bohemia Four Rectangles  
Page 23

Also available as Cottage

Double Glazed  
*Requires Backing Glass*



Colour Diamond Black

Colour Diamond Blue

Colour Diamond Green

Colour Diamond Red

Alpine  
(Clear Backing Glass only)

Murano Black

Murano Blue

Murano Green















Murano Purple

Murano Red

Fusion Jewel Beige

Fusion Jewel Blue

Fusion Jewel Green



Fusion Jewel Red

Sandblasted

Triple Glazed

Abstract Zinc

Clarity Brass

Clarity Zinc

Dorchester Amber

Dorchester Blue

Dorchester Green






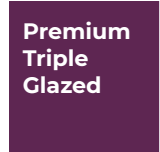





Kara Brass

Kara Zinc

Kara Blue

Kara Green

Kara Grey



Kara Red

Platinum Elegance

Prairie Zinc

Simplicity Brass

Simplicity Zinc

Premium Triple Glazed


Lunna

Monza


Scotia Brass

Scotia Zinc


Trieste



Composite Six/Two  
Page 17
















Composite Six/Four  
Page 17



Composite Six/Four  
Page 17

Double Glazed  
*Requires Backing Glass*



Colour Diamond Black

Colour Diamond Blue

Colour Diamond Green

Colour Diamond Red

Fusion Jewel Black / Beige

Fusion Jewel Blue

Fusion Jewel Green

Fusion Jewel Red















Alpine  
(Clear Backing Glass only)

Murano Black

Murano Blue

Murano Green

Murano Purple



Murano Red

Resin Fleur

Sandblasted

Triple Glazed

Abstract Zinc

Clarity Brass

Clarity Zinc

Dorchester Amber

Dorchester Blue













Dorchester Green

Kara Brass

Kara Zinc

Kara Blue

Kara Green



Kara Grey

Kara Red

Platinum Elegance

Prairie Zinc

Simplicity Brass

Simplicity Zinc

Premium Triple Glazed

Lunna

Monza

Scotia Brass

Scotia Zinc

Trieste



Door Styles

Glass Designs



Rustic Cottage Rectangle  
Page 21

Also available as Cottage

Stable Rectangle  
Page 21

Double Glazed  
*Requires Backing Glass*

Colour Diamond Black

Colour Diamond Blue

Colour Diamond Green

Colour Diamond Red

Fusion Jewel Black / Beige

Fusion Jewel Blue

Fusion Jewel Green

Fusion Jewel Red

Alpine  
(Clear Backing Glass only)

Sandblasted

Kara Brass

Kara Zinc

Platinum Elegance

Saxony

Simplicity Zinc

Premium Triple Glazed

Lunna

Monza

Scotia Brass

Scotia Zinc

Trieste

Triple Glazed

Abstract Zinc

Clarity Brass



Rustic Cottage Diamond  
Page 21

Also available as Cottage/Bohemia

Stable Diamond  
Page 21

Double Glazed  
*Requires Backing Glass*

Bullion  
(No backing glass option)

Resin Fleur

Sandblasted

Triple Glazed

Kara Brass

Kara Zinc

Premium Triple Glazed

Lunna

Monza

Scotia Brass

Scotia Zinc

Trieste



Composite Crown  
Page 11

Double Glazed  
*Requires Backing Glass*

Sandblasted

Fusion Jewel Black / Beige

Fusion Jewel Blue

Fusion Jewel Green

Fusion Jewel Red

Resin Fleur

Triple Glazed

Kara Brass

Premium Triple Glazed

Monza

Backing Glasses

Featured here are four of our most popular backing glasses however additional backing glass options are available upon request but may incur an additional lead time and surcharge, please ask for details.

A close-up image of a backing glass pattern featuring a detailed, textured leaf design in shades of brown and beige.

Autumn Leaf

A close-up image of a backing glass pattern featuring a textured, stone-like surface in shades of brown and beige.

Cotswold

A close-up image of a backing glass pattern featuring a textured, stone-like surface in shades of brown and beige.

Minster

A close-up image of a backing glass pattern featuring a textured, stone-like surface in shades of brown and beige.

Stippolyte





# Safe and Secure



The majority of break-ins are through the front door. Our doors are able to meet the requirements of Secured by Design and feature the best locking systems to keep your home and family fully protected.

## Secured by Design

Secured by Design is a flagship UK police initiative supporting the use of 'designing out crime' through the use of high-quality innovative products and processes.

In order to achieve Secured by Design status, our composite door has been rigorously tested and must adhere to the organisation's strict standards.

Statistics show that when it comes to burglaries in the UK, front doors are the main source of access. Therefore, they need to be made as secure as possible.

Our Secured by Design upgrade meets the national standard for safer homes and is also recognised by most insurance companies.

The Secured by Design standard upgrade includes:

- ✓ A security cowl if a letterplate is required
- ✓ A safety chain
- ✓ A spyhole
- ✓ Laminated glass if the door is glazed

## Secured by Design



Official Police Security Initiative

## Locking Systems

All of our engineered locking systems meet the requirements of Secured by Design and PAS 24 for enhanced security performance.



## Winkhaus TruLock

Doors commonly specified with Lever/Lever and Lever/Pad handles are supplied with a Winkhaus TruLock multi-point locking system as standard.

The lever operated latch system provides instant security and enhanced performance by engaging low friction hook thrust plates, located at the top and bottom of the door, for a smooth, precise operation when the handle lever is lifted. The door is then locked using the key. The lock is positioned halfway up the door.

## AV3 AutoLock

Generally used in conjunction with 'Pull' handles, the AV3 AutoLock 'slam lock' from Winkhaus is an automatic multi-point locking system with independently acting hooks, the first for security and the second for weather tightness to give a secure and draft free door.

By pulling the door closed, the sealing and security hooks are triggered by means of a magnetic release located on the frame and the door is securely locked against uninvited entry. The hooks and latch can easily be retracted manually using a thumb turn, key or door handle which is situated halfway up the door.

## AV3 Heritage Lock

Featuring a locking mechanism similar to a traditional round cylinder lock which is usually located two thirds of the way up the door, the AV3 Heritage 'slam lock', is operated automatically as soon as the door is closed.

An external lever handle is not required to operate the locking points and the lock can be opened externally by turning the key. From inside, the door can be opened by a thumb turn, key or door handle. The door is automatically locked when closed from the inside or outside.

## Cylinders

### Standard Cylinder

Meeting the requirements of Secured by Design and PAS 24, all Composite Collection doors come as standard with a Kitemarked euro cylinder which is combined with a cylinder guard to provide a 3 Star security solution.

Made from hardened steel, the cylinder teamed with cylinder guard is designed to protect against drilling, picking, twisting and bump attacks.

### ABS Ultimate Euro Cylinder Option

The ABS Ultimate 3 Star Diamond Cylinder upgrade option meets the requirements of the British Kitemark, TS007 3\*, Secured by Design and Sold Secure Diamond testing criteria.

Designed to combat against all known methods of attack on a euro cylinder, the ABS Ultimate has built in "Active Cam" technology with an advanced internal locking system that prevents access to the inner workings of the door bolt if snapped on the outside. The ABS Ultimate by Avocet remains secure after forced entry snapping attacks and, in most cases, will still be operable with the key from the inside.

Given this unprecedented level of security on ABS locks, in the unfortunate event that a burglar was able to gain access to your property by snapping the ABS cylinder, then Avocet will pay £1000\* in compensation to the homeowner.



**£1000**  
Security  
Guarantee

\*Terms and conditions apply



# Hardware Options

A beautiful collection of traditional and contemporary hardware accessories to add the perfect finishing touch to your choice of door.

## Contemporary Range

Make your door stand out with our range of quality stainless steel door furniture. Choose from various designs, styles, finishes and sizes, that make a stylish contemporary statement for your home.

- Architectural Pull Handles
  - Short 800mm
  - Medium 1200mm
  - Long 1800mm
- Curved Handles  
(Horizontal / vertical)
- Door Knob
- Escutcheon  
(With or without finger pull)



NEW

## Heritage Range

Combine beautifully crafted Heritage hardware in Antique Black with your Classic or Cottage door style for an authentic look.

- Letterplate
- Lever / Lever Handle
  - Heritage
  - Swan
- Lever / Pad Handle
- Decorative Door Knob
- Bullring Knocker
- Escutcheon  
(With or without finger pull)



## Door Handles

Choose from a selection of high quality handles available as Lever/Lever or Lever/Pad which feature anti-snap cylinder protection.

### Lever/Lever

- Chrome
- Black
- White
- Gold
- Bright Bronze
- Graphite
- Brushed Stainless Steel\*
- Polished Stainless Steel\*



### Lever/Pad

- Chrome
- Black
- White
- Gold
- Bright Bronze
- Graphite
- Brushed Stainless Steel\*
- Polished Stainless Steel\*



## Knockers

### Urn Knocker (Viewer optional)

- Chrome
- Black
- White
- Gold
- Bright Bronze
- Graphite
- Brushed Stainless Steel\*
- Polished Stainless Steel\*



### Slimline Urn Knocker (Viewer optional)

- Chrome
- Black
- White
- Gold
- Bright Bronze
- Graphite



### Scroll Knocker

- Chrome
- Black
- White
- Gold
- Bright Bronze
- Graphite



### Oval Knocker

- Chrome
- Black
- Gold



## Hinges

### Challenger (Fitted as standard)

- White
- Brown
- Chrome (Surcharge applies)
- Gold (Surcharge applies)



### SFS (Optional upgrade)

- Chrome
- Matt Chrome
- Black
- White
- Gold
- Brown



\*All Stainless Steel Furniture incurs a surcharge.

## Letterplates



- Chrome
- Black
- White
- Gold
- Bright Bronze
- Graphite



- Brushed Stainless Steel\*
- Polished Stainless Steel\*


## Viewers

- Chrome
- Black
- White
- Gold



## Weatherbars

Gold and silver effect weatherbars are fitted as standard. However, a range of weatherbars are available in a variety of colours to complement your chosen door.





# Door *Maintenance*

## Keep your door looking great for longer

Your new composite door is extremely low maintenance and is very easy to clean. How often will depend on where you live. For instance, a coastal or industrialised location, or near a busy road, may mean cleaning is required a little more often.

We recommend the following to help you get the very best from your composite door:

### Cleaning *your door*

- Wash the door and door frame with warm soapy water and a soft, lint free cloth to remove grime and atmospheric deposits.
- Never use a pressure washer or steam cleaner.
- Stubborn marks on the door frame may need to be tackled with a specialised PVC cleaner but please ensure you read the cleaning guidelines carefully so as to ensure suitability.
- Under no circumstances should you use any solvent based or abrasive cleaners and avoid the use of any adhesives or tack for temporary fixing i.e. For seasonal or other decorations.

### Maintaining *your door*

- Once every six months or so, apply a little light engineering oil (such as 3 in 1 oil) on all moving parts of the lock, cylinder and hinges.
- We also recommend that you help protect your door from possible natural thermal distortion by engaging the locking points by simply pulling up the handle each time you shut the door.

With a little care and attention, your composite door should continue to look great for years to come!